




Bottom Line



23-Apr 2011

STRATEGY	ENTRY DATE	POSITION	SYMBOL	CONTRACT	ENTRY \$	EXIT \$	EXIT DATE	CLOSING \$	P / L
									
TT v2.0	3/3/2011	LONG	6EM	EURO FX	1.3895	1.4201	4/18/2011	CLOSED	\$3,825.00
TT v2.0	3/3/2011	SHORT	DXM	US DOLLAR	76.86			74.18	\$2,680.00
TT v2.0	3/25/2011	LONG	GCM	GOLD	1431.8			1503.8	\$7,200.00
TT v2.0	4/12/2011	LONG	6AM	AUSSIE \$	1.0366			1.0681	\$3,150.00
TT v2.0	4/12/2011	LONG	6CM	CANADIAN \$	1.0346			1.0491	\$1,450.00
TT v2.0	4/15/2011	SHORT	ISBN	SUGAR	23.37			23.80	\$481.60
									
TT v3.D	3/28/2011	LONG	SIK	SILVER	36.745			46.059	\$46,570.00
TT v3.D	4/13/2011	LONG	6SM	SWISS FRANC	1.1137			1.1324	\$2,337.50
TT v3.D	4/21/2011	LONG	6EM	EURO FX	1.4500			1.4555	\$687.50
									
RUTHLESS	4/12/2011	LONG	ICCN	COCOA	3023	3121	4/18/2011	CLOSED	\$980.00
RUTHLESS	4/13/2011	LONG	ZBM	T-BONDS	118-28	120-01	4/18/2011	CLOSED	\$1,156.25
RUTHLESS	4/18/2011	LONG	QMM	MINI CRUDE	108.950	106.525	4/19/2011	CLOSED	\$1,212.50
RUTHLESS	4/21/2011	SHORT	ZWN	WHEAT	825-6		4/21/2011	834-6	\$450.00

Triple Trend v3.D is DOMINATING the Mayhem Advisory this week again with \$46,570 in open profits!

Traders that foolishly believe in CandleSticks, Seasonals, Elliot Wave or Gann Master Cycles can't claim anything remotely close to profits like these. They talk about it all the time. But they will NEVER realize profits like this. Never ever.

The talking heads that keep selling that nonsense (you know who they are) are too busy talking about tops & bottoms (and not the cute ones in bikinis at the pool!) or why markets are overbought or oversold, commercials this, large & small specs that...everything except how to take BIG CHUNKS out of market moves SIMPLY BY FOLLOWING MARKET TRENDS, which is easier than ever with my auto trade versions of Triple Trend v2.0 and Triple Trend v3.D.

By the way, new subscription enrollments to Mayhem increase on May 1st to \$99/month. Avoid the increase by starting your 15-day FREE TRIAL before May 1st and locking in the low \$79/month rate. (It's still a bargain @ \$99)

[CLICK HERE TO START TRADING WITH MAYHEM NOW!](#)

ALL PROFITS AND LOSSES ARE STATED WITHOUT SLIPPAGE AND COMMISSIONS DEDUCTED. THE INFORMATION CONTAINED HEREIN HAS BEEN OBTAINED FROM SOURCES BELIEVED TO BE RELIABLE, BUT IT IS NOT GUARANTEED AS TO ITS ACCURACY OR COMPLETENESS. NO REPRESENTATION IS BEING MADE THAT ANY ACCOUNT WILL, OR IS LIKELY TO ACHIEVE PROFITS OR LOSSES SIMILAR TO THOSE SHOWN. THIS ADVISORY SHOULD ONLY BE USED AS A LEARNING AID. IF YOU DECIDE TO INVEST REAL MONEY ALL TRADING DECISIONS ARE YOUR OWN. HYPOTHETICAL OR SIMULATED PERFORMANCE RESULTS HAVE CERTAIN LIMITATIONS. UNLIKE AN ACTUAL PERFORMANCE RECORD, SIMULATED RESULTS DO NOT REPRESENT ACTUAL TRADING. TRADING FUTURES HAS GREAT POTENTIAL REWARDS, BUT ALSO GREAT POTENTIAL RISK. THE RISK OF LOSS IN TRADING CAN BE SUBSTANTIAL. YOU SHOULD UNDERSTAND AND ACCEPT THE RISKS BEFORE INVESTING YOUR MONEY. PAST PERFORMANCE OF THIS TRADING ADVISORY IS NO GUARANTEE OF FUTURE RESULTS. NEVER RISK MONEY YOU CANNOT AFFORD TO LOSE. YOU ACCEPT FULL RESPONSIBILITY FOR YOUR ACTIONS, TRADES, PROFITS OR LOSSES, AND AGREE TO HOLD KEN RUTH'S TRIPLE TREND HARMLESS IN ANY AND ALL WAYS. KEN RUTH'S TRIPLE TREND ACCEPTS NO RESPONSIBILITY OR LIABILITY FOR YOUR INVESTMENT DECISIONS, STRATEGIES OR ANY RESULTING DAMAGES, LOSSES OR OTHER LIABILITIES THAT YOU MIGHT INCUR. THE USE OF THIS WEEKEND UPDATE CONSTITUTES ACCEPTANCE OF MY TERMS OF USE. © 2011 Ruth Trading & Research. All rights reserved.

